

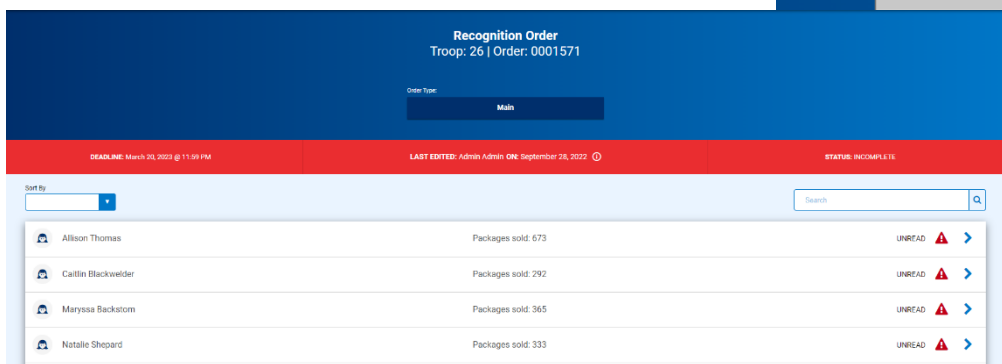
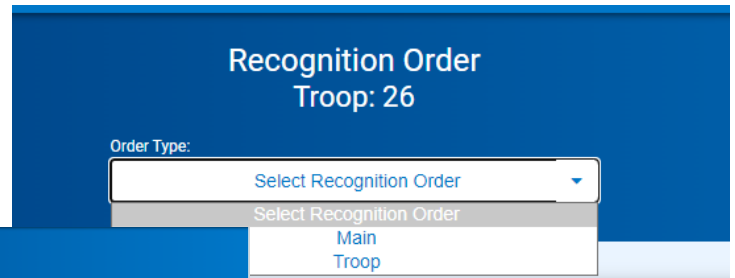


Quick Bites

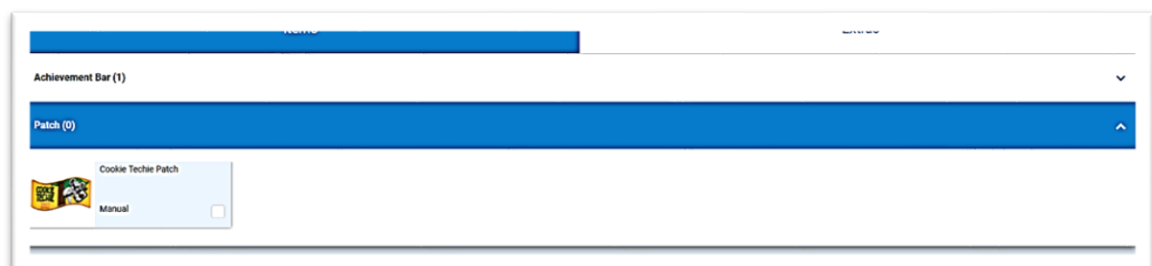
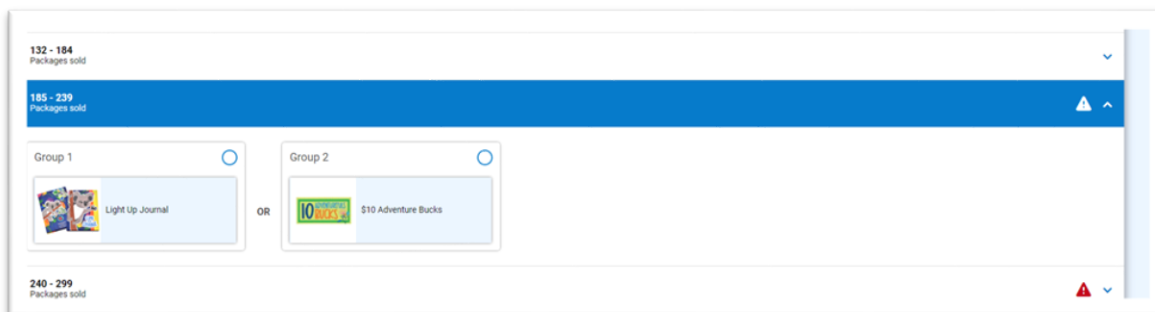
Creating a Recognition order – Early, Troop and Main

View this video: [Creating Recognition Orders Video](#) or follow the instructions below:

Log into Smart Cookies and navigate to Rewards>Recognition Order. Select the Recognition Order to create – Early, Main or Troop. Each type is managed by due dates. Order will generate automatically once selected.



Once the order has generated, open any line with a red triangle symbol to make recognition choices or size selections. Click on the Extras tab. Most extra items generate automatically, but there may be manual selections. Repeat for each girl. When finished save order and go to Rewards>Manage Orders. Confirm your order is COMPLETE.



1 Orders

Search

Q

Recognition Order

	District [▼]	SU [▼]	Troop [▼]	Type [▼]	Date [▼]	Number [▼]	Status [▼]	
<input type="checkbox"/>	No Specified District	638	26	Main	December 16, 2021	0001571	COMPLETE	